

To determine the effects of Medklinn air sterilizers on bacterial growth

Date: May 2005

Test Conducted by:







Prof. Razaly Abu Bakar, Ph.D.
 Dept. of Medical Microbiology
 Faculty of Medicine
 Universiti Malaya Medical Center

Test Method:

Evaluation of germicidal activities

The bacteria *Acinetobacter baumannii*, *Escherichia coli*, *Pseudomonas aeruginosa*, *Bacillus* species and methicillin-resistant *Staphylococcus aureus* were mixed in 2 ml normal saline and serially diluted (10-fold dilution) up to 6 logs. The diluted bacterial suspensions were plated onto suitable nutrient agar with at least 3 replicate plates per test for each bacterium. The plates were incubated in a humidified 37°C incubator for either 24 hours or 48 hours, in the presence of the supplied Medklinn air sterilizer or without as controls. Following the incubation period, the number of bacterial colonies was counted and the results were captured using an image visualizer (Samsung UF-80, Samsung, Korea).

Test Results:

Bacteria Type	Normal Conditions	With Medklinn	Test Results
<p>Bacillus species</p> <ul style="list-style-type: none"> Causes anthrax and food poisoning 			<p>Substantial reduction to complete eradication</p>
<p>Escherichia coli</p> <ul style="list-style-type: none"> Causes food poisoning, urinary infections, meningitis, and septicaemia 			<p>Substantial reduction to complete eradication</p>
<p>Pseudomonas Aeruginosa</p> <ul style="list-style-type: none"> Causes eye, ear, and joint infections, hospital-acquired infections, and wound infections 			<p>Substantial reduction to complete eradication</p>